

Solve Problems

V.A.V.1 V.C.V.7 V.C.V.8 V.E.V.9 P.D.P.3 P.F.P.8 L.A.L.1

4

Active readers watch themselves as they read. When they get confused, they stop to figure out *why*. The problem might be:

- **Vocabulary:** Is there a new word? An old word used in a new way?
- **Connections:** Do sections or ideas not seem to fit together?
- **Details:** Have you forgotten something? Is there too much new information to remember?

Solve Remember to use a ? to flag the problem. That makes it easy to come back to later.

Once you know what the problem is, you can solve it. Here are a few “Fix-up” strategies.

Fix-up	What to Do	Try It...
<i>Read Again</i>	Reread the section that confuses you.	When you first get confused.
<i>Read Ahead</i>	Keep reading. Look for your answer further ahead. Check for clues in word banks, footnotes, glossaries, and sidebars.	With <i>Vocabulary</i> and <i>Connections</i> .
<i>Pace Yourself</i>	Read slower in harder sections and quicker in easier ones.	Anywhere.
<i>Break It Down</i>	Break unfamiliar words into their parts. Rephrase complicated sentences.	Anywhere.
<i>Look for Connections</i>	Look for patterns and connections. How are things similar, different, or related?	With <i>Connections</i> and <i>Details</i> .
<i>Imagine It</i>	Use the details in the passage to draw a picture in your head.	With <i>Connections</i> and <i>Details</i> .
<i>Draw It</i>	Sketch out a quick picture, chart, or graph.	With <i>Connections</i> and <i>Details</i> .
<i>Use What You Know</i>	Have you read or seen something else like this? Use a similar word or facts about the topic to make sense of things.	Anywhere.



Connections Think about something you read that confused you. How did you figure out what it meant? Write your answer on the lines below.

Example

Reread this part of "All About Calcium." Mark has noted where he had difficulty understanding the passage. Think about how he might fix his problems.

Mark's Problems







All About Calcium

How Much Calcium Do Children Need?

How much calcium do children need? That depends on their age. The chart below shows you what is needed. The amount of milk for various age groups is **recommended** by doctors. That means doctors think this amount of milk is right for the different age groups.

How Much Calcium Kids Need

1-3 years old	
4-8 years old	
9-18 years old	



Each  stands for about 300 milligrams of calcium.

D
I
S
C
U
S
S

Mark had three problems with "All About Calcium."

First, he had a *details* problem. The author asks about calcium. Then she talks about the amount of milk you should drink. Mark thought we were talking about calcium, not milk. To solve his problem, he might *Read Again*. The passage says that milk and cheese are good ways to get calcium.

Next, Mark was not sure why doctors "think" these amounts are right. Why aren't they sure? To solve this *connections* problem, he might *Use What He Knows*. He might think about the fact that children who are the same age can be very different in size. So they might also need different amounts of calcium.

Lastly, Mark did not know what **milligrams** are. The passage does not explain this. He might *Look for Connections* to solve his *vocabulary* problem. The chart uses pictures of glasses of milk. The key says that each glass stands for 300 milligrams of calcium. That is probably how much calcium is in a glass of milk. To find out exactly what milligrams are, Mark could look up the word in a dictionary.